
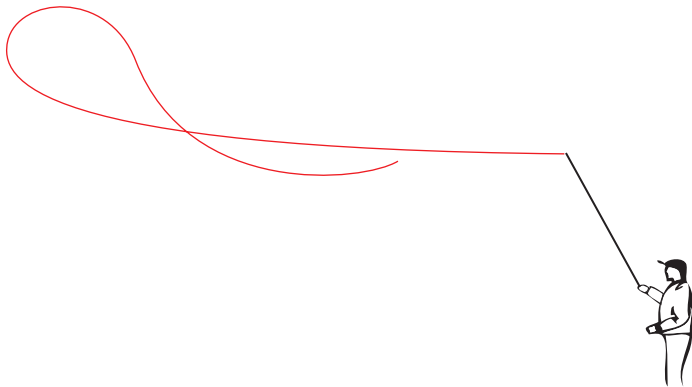





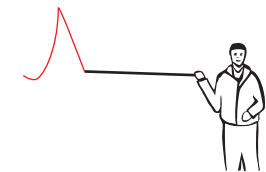
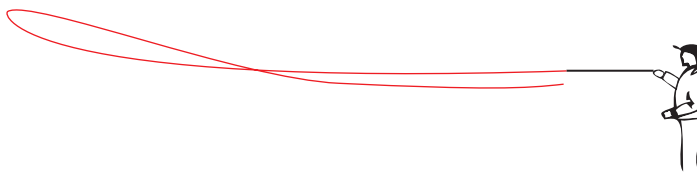


## Examples of out of Parallel Leg Loops

Note that no attempt has been made to match the views here  
combinations of causes are infinite and loops may be out of parallel  
in line with the casting direction or at right angles to it.



Looking back towards the casters  
or observing from directly behind  
often give the best view of loops.



In assessing whether a loop is parallel the effects of gravity  
and exceptional winds must be considered.